


SPARKMAN WHARF

Sparkman Wharf offers approximately 150,000 SF of reimagined, spacious loft-style office space, 80,000 SF of ground level retail, and a dynamic waterfront park, which features an intimate dining garden, Lighthouse Beer Garden, and lawn for recreation.

→ *Key Amenities*

- Food and beverage concepts from top local, regional, and national culinary talents
- 3,000 SF covered outdoor Lighthouse Beer Garden
- Expansive (11,000 sf) lawn with games and waterfront views
- Private outdoor balcony space
- On-site bike storage and shower facilities
- 3/1,000 rsf parking
- Close proximity to a sharable bike station, the Pirate Water Taxi, and the TECO Streetcar stop

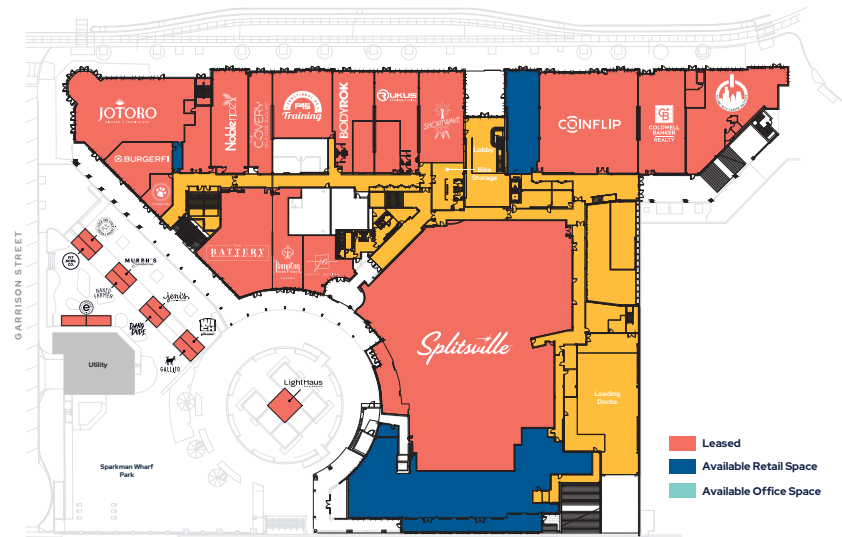


SPARKMAN WHARF

615 Channelside Drive
Tampa, Florida 33602

1st Floor

No Office Space Left

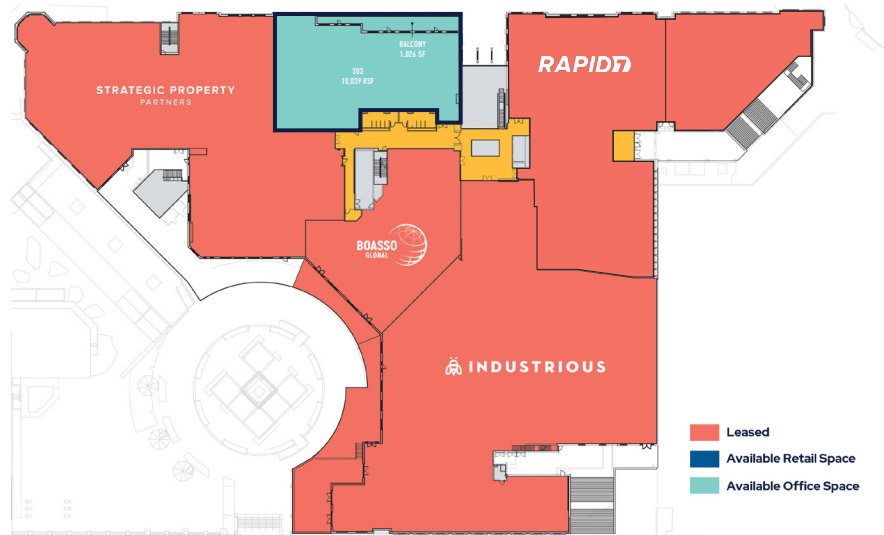


2nd Floor

203 11,065 SF

VIRTUAL TOUR

Click to View Suite 203

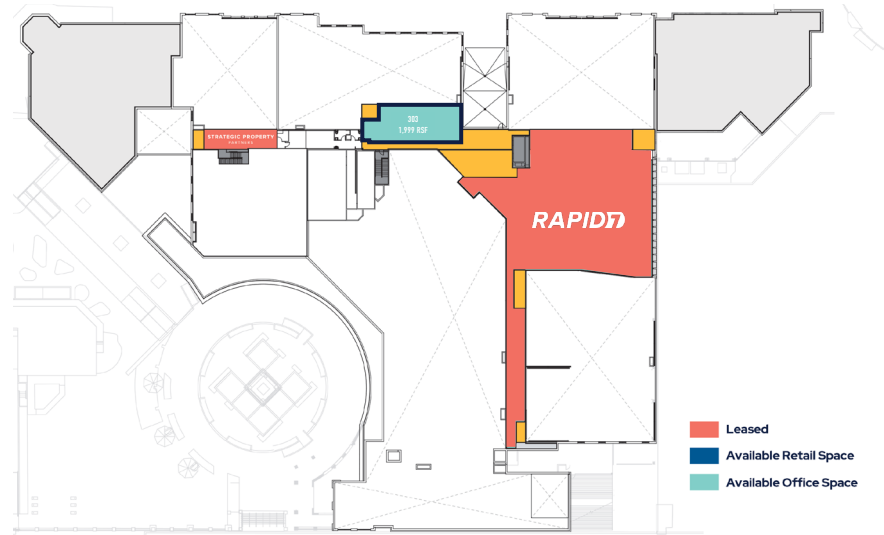


Mezzanine (2nd Floor)

303 1,999 SF

VIRTUAL TOUR

Click to View Suite 303



CONTIGUOUS SUITES:

203 & 303: 13,064 SF

SPARKMAN
WHARF

Chad Rupp
813.345.5891
Chad.Rupp@FranklinSt.com

Matt Alexander
813.559.2006
Matthew.Alexander@FranklinSt.com